



Worlds

Before%Tag

Senior 2 Men Slalom Results

Homologation: World record - 08.09.2008 - 14.09.2008

Bib	Name	Country	Categ.	Preliminary	Final	Overall
1 (117)	Mapple Andy	GBR	Se2 M	1,00/55/10.25	1,00/55/10.25 (Tie break: 3,50/55/10.75)	1256,41
2 (132)	Morgan Mike	*USA	Se2 M	5,00/55/10.75	1,00/55/10.25 (Tie break: 3,00/55/10.75)	1256,41
3 (127)	Miller Dave	CAN	Se2 M	1,00/55/10.75	0,50/55/10.25	1243,59
4 (116)	Malhomme Thierry	FRA	Se2 M	1,00/55/10.25	3,50/55/10.75	1256,41
5 (141)	Oberleitner Franz	AUT	Se2 M	3,00/55/11.25	4,00/55/11.25	1025,64
6 (77)	Guyamier Patrick	*FRA	Se2 M	4,50/55/11.25	3,50/55/11.25	1038,46
7 (53)	Donatt Paul	*USA	Se2 M	4,00/55/11.25	3,00/55/11.25	1025,64
8 (167)	Skande Ulf	SWE	Se2 M	3,00/55/11.25	2,00/55/11.25	1000,00
9 (193)	Funari Negrão Rafael	BRA	Se2 M	4,00/55/11.25	1,00/55/11.25	1025,64
10 (72)	Goode Dave	*USA	Se2 M	3,00/55/11.25	2,50/55/12.00	1000,00
11 (23)	Anderson Dan	CAN	Se2 M	2,50/55/11.25		987,18
12 (178)	Svensson Peter	SWE	Se2 M	2,00/55/11.25		974,36
13 (24)	Arbaizar Cesar	*ESP	Se2 M	1,50/55/11.25		961,54
13 (41)	Ceglievan Juan Carlos	PER	Se2 M	1,50/55/11.25		961,54
15 (157)	Rosenberg Ruben	CHI	Se2 M	0,00/55/11.25		923,08
16 (154)	Raybourne Steve	USA	Se2 M	4,00/55/12.00		871,79
17 (93)	Kiprios Sotiris	GRE	Se2 M	3,50/55/12.00		858,97
18 (79)	Hammersley Paul	GBR	Se2 M	3,00/55/12.00		846,15
18 (171)	Soderberg Morgan	*SWE	Se2 M	3,00/55/12.00		846,15
20 (130)	Moreno De Carlos De La Torre Guillermo	*ESP	Se2 M	2,00/55/12.00		820,51
21 (91)	Keusseoglou Aleco	MON	Se2 M	1,50/55/12.00		807,69
21 (151)	Quintana Raymon	MEX	Se2 M	1,50/55/12.00		807,69
23 (201)	Menzel Hansjoachim	GER	Se2 M	5,00/55/13.00		743,59
24 (33)	Bertrand Georges	*FRA	Se2 M	4,00/55/13.00		717,95
25 (145)	Peixoto Pedro Sampaio	POR	Se2 M	3,00/55/13.00		692,31
26 (20)	Abrahamsen Gert	DEN	Se2 M	2,50/55/13.00		679,49
27 (49)	De Mello Michael	POR	Se2 M	2,00/55/13.00		666,67
28 (71)	Gispert Soteras Lluís	ESP	Se2 M	1,50/55/13.00		653,85
29 (139)	Nomen Torres Claudio	ESP	Se2 M	0,50/55/13.00		628,21
30 (186)	Vytautas Valentelis	LTU	Se2 M	4,00/55/14.25		564,10
31 (121)	Marshall Scott	CAN	Se2 M	3,50/55/14.25		551,28
32 (48)	De Jongh Dennis	RSA	Se2 M	2,00/55/14.25		512,82
32 (123)	Mc Guigan Donal	IRL	Se2 M	2,00/55/14.25		512,82
34 (57)	Engelhardt Volker	AUT	Se2 M	1,50/52		38,46
35 (180)	Swoboda Christian	AUT	Se2 M	0,50/52		12,82

After%Tag



exhibitors



Senior 2 Men Slalom Results

Homologation: World record - 08.09.2008 - 14.09.2008

Bib Name	Country	Categ.	Preliminary	Final	Overall
1 (117) Mapple Andy	GBR	Se2 M	1,00/55/10.25	1,00/55/10.25 (Tie break: 3,50/55/10.75)	1256,41
2 (132) Morgan Mike	*USA	Se2 M	5,00/55/10.75	1,00/55/10.25 (Tie break: 3,00/55/10.75)	1256,41
3 (127) Miller Dave	CAN	Se2 M	1,00/55/10.75	0,50/55/10.25	1243,59
4 (116) Malhomme Thierry	FRA	Se2 M	1,00/55/10.25	3,50/55/10.75	1256,41
5 (141) Oberleitner Franz	AUT	Se2 M	3,00/55/11.25	4,00/55/11.25	1025,64
6 (77) Guyamier Patrick	*FRA	Se2 M	4,50/55/11.25	3,50/55/11.25	1038,46
7 (53) Donatt Paul	*USA	Se2 M	4,00/55/11.25	3,00/55/11.25	1025,64
8 (167) Skande Ulf	SWE	Se2 M	3,00/55/11.25	2,00/55/11.25	1000,00
9 (193) Funari Negrao Rafael	BRA	Se2 M	4,00/55/11.25	1,00/55/11.25	1025,64
10 (72) Goode Dave	*USA	Se2 M	3,00/55/11.25	2,50/55/12.00	1000,00
11 (23) Anderson Dan	CAN	Se2 M	2,50/55/11.25		987,18
12 (178) Svensson Peter	SWE	Se2 M	2,00/55/11.25		974,36
13 (24) Arbaizar Cesar	*ESP	Se2 M	1,50/55/11.25		961,54
13 (41) Ceglievan Juan Carlos	PER	Se2 M	1,50/55/11.25		961,54
15 (157) Rosenberg Ruben	CHI	Se2 M	0,00/55/11.25		923,08
16 (154) Raybourne Steve	USA	Se2 M	4,00/55/12.00		871,79
17 (93) Kiprios Sotiris	GRE	Se2 M	3,50/55/12.00		858,97
18 (79) Hammersley Paul	GBR	Se2 M	3,00/55/12.00		846,15
18 (171) Soderberg Morgan	*SWE	Se2 M	3,00/55/12.00		846,15
20 (130) Moreno De Carlos De La Torre Guillermo	*ESP	Se2 M	2,00/55/12.00		820,51
21 (91) Kousseoglou Aleco	MON	Se2 M	1,50/55/12.00		807,69
21 (151) Quintana Raymon	MEX	Se2 M	1,50/55/12.00		807,69
23 (201) Menzel Hansjoachim	GER	Se2 M	5,00/55/13.00		743,59
24 (33) Bertrand Georges	*FRA	Se2 M	4,00/55/13.00		717,95
25 (145) Peixoto Pedro Sampaio	POR	Se2 M	3,00/55/13.00		692,31
26 (20) Abrahamsen Gert	DEN	Se2 M	2,50/55/13.00		679,49
27 (49) De Mello Michael	POR	Se2 M	2,00/55/13.00		666,67
28 (71) Gispert Soteras Lluís	ESP	Se2 M	1,50/55/13.00		653,85
29 (139) Nomen Torres Claudio	ESP	Se2 M	0,50/55/13.00		628,21
30 (186) Vytautas Valentelis	LTU	Se2 M	4,00/55/14.25		564,10
31 (121) Marshall Scott	CAN	Se2 M	3,50/55/14.25		551,28
32 (48) De Jongh Dennis	RSA	Se2 M	2,00/55/14.25		512,82
32 (123) Mc Guigan Donal	IRL	Se2 M	2,00/55/14.25		512,82
34 (57) Engelhardt Volker	AUT	Se2 M	1,50/52		38,46
35 (180) Swoboda Christian	AUT	Se2 M	0,50/52		12,82













Senior 2 Ladies Tricks Results

Homologation: World record - 08.09.2008 - 14.09.2008

Bib Name	Country	Categ.	Preliminary	Final	Overall
1 (95) Koenig Mary	USA	Se2 F	1610	1680	466,67
2 (181) Tapiero Marie Blanche	FRA	Se2 F	1880	1580	522,22
3 (124) Medem Segners Cristina	ESP	Se2 F	1240	1400	388,89
4 (32) Bekker Lizette	RSA	Se2 F	1010	1010	280,56

Senior 2 Men Tricks Results

Homologation: World record - 08.09.2008 - 14.09.2008

Bib Name	Country	Categ.	Preliminary	Final	Overall
1 (117) Mapple Andy	GBR 	Se2 M	3860	4980	1020,49
2 (132) Morgan Mike	*USA 	Se2 M	5790	4550	1186,48
3 (34) Bradhe Odd	SWE 	Se2 M	3010	3810	780,74
4 (201) Menzel Hansjoachim	GER 	Se2 M	2410	2510	514,34
5 (141) Oberleitner Franz	AUT 	Se2 M	3150	1100	645,49
6 (154) Raybourne Steve	USA 	Se2 M	2580		528,69
7 (178) Svensson Peter	SWE 	Se2 M	2280		467,21
8 (48) De Jongh Dennis	RSA 	Se2 M	2110		432,38
9 (180) Swoboda Christian	AUT 	Se2 M	1820		372,95
10 (167) Skande Ulf	SWE 	Se2 M	1360		278,69
11 (79) Hammersley Paul	GBR 	Se2 M	1090		223,36
12 (123) Mc Guigan Donal	IRL 	Se2 M	920		188,52












Senior 2 Ladies Jump Results

Homologation: World record - 08.09.2008 - 14.09.2008

Bib Name	Country	Categ.	Preliminary	Final	Overall
1 (95) Koenig Mary	USA 	Se2 F	25,5m	27,1m	1376,71
2 (32) Bekker Lizette	RSA 	Se2 F	24,8m	23,6m	1219,18



Senior 2 Men Jump Results

Homologation: World record - 08.09.2008 - 14.09.2008

Bib Name	Country	Categ.	Preliminary	Final	Overall
1 (141) Oberleitner Franz	AUT 	Se2 M	51,0m	53,4m	1512,20
2 (132) Morgan Mike	*USA 	Se2 M	39,9m	47,9m	1320,56
3 (154) Raybourne Steve	USA 	Se2 M	43,2m	46,2m	1261,32
4 (180) Swoboda Christian	AUT 	Se2 M	40,5m	40,7m	1069,69
5 (81) Hartinger Thomas	*GER 	Se2 M	37,5m	38,7m	1000,00
6 (44) Clarke Geoff	IRL 	Se2 M	35,2m	37,9m	972,13
7 (79) Hammersley Paul	GBR 	Se2 M	33,6m		822,30
8 (123) Mc Guigan Donal	IRL 	Se2 M	33,4m		815,33
9 (67) Gagliardi Vittorio	*ITA 	Se2 M	32,5m		783,97
10 (201) Menzel Hansjoachim	GER 	Se2 M	29,2m		668,99
11 (140) Nosachev Sergey	RUS 	Se2 M	21,1m		386,76


Senior 2 Ladies Overall Results

- 08.09.2008 - 14.09.2008

Bib Name	Country	Categ.	Slalom	Tricks	Jump	Overall
1 (95) Koenig Mary	USA 	Se2 F	1046,15	466,67	1376,71	2889,53
2 (32) Bekker Lizette	RSA 	Se2 F	707,69	280,56	1219,18	2207,43

Senior 2 Men Overall Results

- 08.09.2008 - 14.09.2008

Bib Name	Country	Categ.	Slalom	Tricks	Jump	Overall
1 (132) Morgan Mike	*USA 	Se2 M	1256,41	1186,48	1320,56	3763,45
2 (141) Oberleitner Franz	AUT 	Se2 M	1025,64	645,49	1512,20	3183,33


3 (154) Raybourne Steve	USA 	Se2 M	871,79	528,69	1261,32	2661,80
4 (201) Menzel Hansjoachim	GER 	Se2 M	743,59	514,34	668,99	1926,92
5 (79) Hammersley Paul	GBR 	Se2 M	846,15	223,36	822,30	1891,81
6 (123) Mc Guigan Donal	IRL 	Se2 M	512,82	188,52	815,33	1516,67
7 (180) Swoboda Christian	AUT 	Se2 M	12,82	372,95	1069,69	1455,46

Senior 1 Men Slalom Results

Homologation: World record - 08.09.2008 - 14.09.2008

Bib Name	Country	Categ.	Preliminary	Final	Overall
1 (137) Newby-Ricci Jeremy	GBR 	Se1 M	1,00/55/10.25	0,50/55/10.25	1264,71
2 (128) Mistriukov Alexander	*RUS 	Se1 M	3,00/55/11.25	2,00/55/10.75	1117,65
3 (163) Shaw Marc	USA 	Se1 M	5,00/55/11.25	1,00/55/10.75	1088,24
4 (101) Lang Michael	GER 	Se1 M	3,00/55/11.25	0,50/55/10.75	1073,53
5 (76) Guralia Genadi	GEO 	Se1 M	2,00/55/10.75	5,00/55/11.25	1117,65
6 (66) Gabriel Raoul	FRA 	Se1 M	0,50/55/10.75	4,50/55/11.25	1073,53
7 (87) Johnson Jody	USA 	Se1 M	3,50/55/11.25	3,00/55/11.25	985,29
8 (189) Watson Rodney	IRL 	Se1 M	3,50/55/11.25	3,00/55/12.00	985,29
9 (26) Athanassopoulos Alexis	GRE 	Se1 M	3,00/55/11.25	3,00/55/12.00	970,59
10 (21) Alexander Robert	RSA 	Se1 M	3,00/55/11.25	1,50/55/12.00	970,59
11 (134) Naef Serge	SUI 	Se1 M	2,50/55/11.25		955,88
12 (50) De Snoeck Filip	BEL 	Se1 M	2,00/55/11.25		941,18
13 (54) Draux Philippe	*FRA 	Se1 M	1,50/55/11.25		926,47
13 (62) Fortamps Jean-Christophe	BEL 	Se1 M	1,50/55/11.25		926,47
13 (104) Lefour Christophe	FRA 	Se1 M	1,50/55/11.25		926,47
16 (37) Budd Danny	GBR 	Se1 M	1,00/55/11.25		911,76
16 (45) Conti Marcelo	ARG 	Se1 M	1,00/55/11.25		911,76
16 (135) Nemeth Gabor	HUN 	Se1 M	1,00/55/11.25		911,76
19 (174) Speri Nicola	ITA 	Se1 M	5,00/55/12.00		852,94
20 (182) Teixidor Dani	*ESP 	Se1 M	4,50/55/12.00		838,24
21 (69) Galvin Barry	IRL 	Se1 M	3,00/55/12.00		794,12
21 (120) Marinai Jean-Luc	AUS 	Se1 M	3,00/55/12.00		794,12
23 (158) Ross Courtenay	SUI 	Se1 M	2,50/55/12.00		779,41
23 (187) Walker Dean	DEN 	Se1 M	2,50/55/12.00		779,41
25 (43) Chrisostomidis Yiannis	GRE 	Se1 M	2,00/55/12.00		764,71
25 (160) Schipner Thoralf	GER 	Se1 M	2,00/55/12.00		764,71
27 (143) Peckett Timothy	BER 	Se1 M	1,00/55/12.00		735,29
28 (185) Vazquez Valls Sergio	*ESP 	Se1 M	0,50/55/12.00		720,59
29 (73) Gorscharuk Dmitriy	RUS 	Se1 M	5,00/55/13.00		676,47
30 (88) Jonsson Magnus	SWE 	Se1 M	3,50/55/13.00		632,35
30 (106) Lemoy Gerard	FRA 	Se1 M	3,50/55/13.00		632,35
32 (42) Ceranic Predrag	SRB 	Se1 M	2,50/55/13.00		602,94
32 (148) Pineiro Carlos	ESP 	Se1 M	2,50/55/13.00		602,94
34 (162) Seyfried Xavier	SUI 	Se1 M	1,50/55/13.00		573,53
35 (173) Soer Gerard	MON 	Se1 M	2,50/55/14.25		426,47
35 (183) Torrente Fernando	ESP 	Se1 M	2,50/55/14.25		426,47
37 (155) Rodriguez Antonio	ESP 	Se1 M	4,00/55/16.00		294,12










38 (27) Baggioli Marco

*GBR  Se1 M 5,00/55/18.25

147,06








Senior 1 Ladies Tricks Results

Homologation: World record - 08.09.2008 - 14.09.2008

Bib Name	Country	Categ.	Preliminary	Final	Overall
1 (90) Kashitsina Olga	RUS 	Se1 F	6250	6750	1155,82
2 (102) Langrock Claudia	GER 	Se1 F	3870	4330	741,44
3 (166) Sinitsina Elena	RUS 	Se1 F	3520	4100	702,05
4 (118) Marchevet Cecile	FRA 	Se1 F	2480	2570	440,07
5 (28) Baldwin Brenda	USA 	Se1 F	3750	2540	642,12
6 (74) Gubarenko Olga	RUS 	Se1 F	2390		409,25
7 (150) Porter Joanne	GBR 	Se1 F	2260		386,99
8 (194) Baumeier Gitte	GER 	Se1 F	1700		291,10
9 (55) Durisch Karin	SUI 	Se1 F	1660		284,25









Senior 1 Men Tricks Results

Homologation: World record - 08.09.2008 - 14.09.2008

Bib Name	Country	Categ.	Preliminary	Final	Overall
1 (76) Guralia Genadi	GEO 	Se1 M	8200	9000	1401,87
2 (62) Fortamps Jean-Christophe	BEL 	Se1 M	3310	5630	876,95
3 (60) Fisher Forest	*USA 	Se1 M	5560	3210	866,04
4 (163) Shaw Marc	USA 	Se1 M	5910	2930	920,56
5 (37) Budd Danny	GBR 	Se1 M	3080	2740	479,75
6 (160) Schipner Thoralf	GER 	Se1 M	3490	2110	543,61
7 (69) Galvin Barry	IRL 	Se1 M	2750		428,35
8 (104) Lefour Christophe	FRA 	Se1 M	2330		362,93
9 (66) Gabriel Raoul	FRA 	Se1 M	2170		338,01
10 (106) Lemoy Gerard	FRA 	Se1 M	1810		281,93
11 (87) Johnson Jody	USA 	Se1 M	1470		228,97
12 (120) Marinai Jean-Luc	AUS 	Se1 M	1040		161,99




Senior 1 Ladies Jump Results

Homologation: World record - 08.09.2008 - 14.09.2008

Bib Name	Country	Categ.	Preliminary	Final	Overall
1 (28) Baldwin Brenda	USA 	Se1 F	40,8m	40,8m	1122,92
2 (90) Kashitsina Olga	RUS 	Se1 F	37,5m	40,5m	1112,96
3 (194) Baumeier Gitte	GER 	Se1 F	31,0m	31,5m	813,95
4 (150) Porter Joanne	GBR 	Se1 F	26,5m	27,7m	687,71
5 (102) Langrock Claudia	GER 	Se1 F	23,3m	25,1m	601,33
6 (118) Marchevet Cecile	FRA 	Se1 F	21,2m		471,76
7 (55) Durisch Karin	SUI 	Se1 F	17,7m		355,48
8 (166) Sinitsina Elena	RUS 	Se1 F	13,3m		209,30

Senior 1 Men Jump Results









Homologation: World record - 08.09.2008 - 14.09.2008

Bib Name	Country	Categ.	Preliminary	Final	Overall
1 (163) Shaw Marc	USA 	Se1 M	52,4m	57,8m	1165,85
2 (76) Guralia Genadi	GEO 	Se1 M	51,6m	53,8m	1068,29
3 (160) Schipner Thoralf	GER 	Se1 M	51,0m	53,3m	1056,10

4	(37) Budd Danny	GBR 	Se1 M	53,1m	52,6m	1051,22
5	(69) Galvin Barry	IRL 	Se1 M	47,2m	48,6m	941,46
6	(66) Gabriel Raoul	FRA 	Se1 M	47,2m	47,9m	924,39
7	(75) Gummelt Heiko	*GER 	Se1 M	48,2m	47,5m	931,71
8	(62) Fortamps Jean-Christophe	BEL 	Se1 M	46,6m		892,68
9	(104) Lefour Christophe	FRA 	Se1 M	44,3m		836,59
10	(38) Carder John	*USA 	Se1 M	42,3m		787,80
11	(87) Johnson Jody	USA 	Se1 M	35,2m		614,63
12	(106) Lemoy Gerard	FRA 	Se1 M	31,5m		524,39
13	(120) Marinai Jean-Luc	AUS 	Se1 M	18,4m		204,88












Senior 1 Ladies Overall Results

- 08.09.2008 - 14.09.2008

	Bib Name	Country	Categ.	Slalom	Tricks	Jump	Overall
1	(90) Kashitsina Olga	RUS 	Se1 F	1054,26	1155,82	1112,96	3323,04
2	(28) Baldwin Brenda	USA 	Se1 F	1147,29	642,12	1122,92	2912,33
3	(102) Langrock Claudia	GER 	Se1 F	635,66	741,44	601,33	1978,43
4	(150) Porter Joanne	GBR 	Se1 F	868,22	386,99	687,71	1942,92
5	(118) Marchevet Cecile	FRA 	Se1 F	1007,75	440,07	471,76	1919,58
6	(194) Baumeier Gitte	GER 	Se1 F	759,69	291,10	813,95	1864,74
7	(55) Durisch Karin	SUI 	Se1 F	449,61	284,25	355,48	1089,34
8	(166) Sinitsina Elena	RUS 	Se1 F	15,50	702,05	209,30	926,85





Senior 1 Men Overall Results

- 08.09.2008 - 14.09.2008

	Bib Name	Country	Categ.	Slalom	Tricks	Jump	Overall
1	(76) Guralia Genadi	GEO 	Se1 M	1117,65	1401,87	1068,29	3587,81
2	(163) Shaw Marc	USA 	Se1 M	1088,24	920,56	1165,85	3174,65
3	(62) Fortamps Jean-Christophe	BEL 	Se1 M	926,47	876,95	892,68	2696,10
4	(37) Budd Danny	GBR 	Se1 M	911,76	479,75	1051,22	2442,73
5	(160) Schipner Thoralf	GER 	Se1 M	764,71	543,61	1056,10	2364,42
6	(66) Gabriel Raoul	FRA 	Se1 M	1073,53	338,01	924,39	2335,93
7	(69) Galvin Barry	IRL 	Se1 M	794,12	428,35	941,46	2163,93
8	(104) Lefour Christophe	FRA 	Se1 M	926,47	362,93	836,59	2125,99
9	(87) Johnson Jody	USA 	Se1 M	985,29	228,97	614,63	1828,89
10	(106) Lemoy Gerard	FRA 	Se1 M	632,35	281,93	524,39	1438,67
11	(120) Marinai Jean-Luc	AUS 	Se1 M	794,12	161,99	204,88	1160,99

Senior 3 Ladies Slalom Results









Homologation: World record - 08.09.2008 - 14.09.2008

	Bib Name	Country	Categ.	Preliminary	Final	Overall
1	(80) Harrison Leza	USA 	Se3 F	2,00/55/12.00	2,00/55/12.00	1886,79
2	(96) Kourouni Patricia	GRE 	Se3 F	1,00/55/13.00	1,00/55/13.00	1622,64
3	(164) Shealy Deana	*USA 	Se3 F	5,00/43	1,00/55/13.00	1622,64
4	(82) Hueller Gabriele	GER 	Se3 F	4,00/55/16.00	4,50/55/16.00	1301,89

Senior 3 Men Slalom Results

Homologation: World record - 08.09.2008 - 14.09.2008

	Bib Name	Country	Categ.	Preliminary	Final	Overall
--	----------	---------	--------	-------------	-------	---------

1 (153) Rathbun Gordon	*USA		Se3 M	1,00/55/10.75	2,50/55/11.25	1358,02
2 (152) Raphael Steve	*USA		Se3 M	4,00/55/11.25	2,00/55/11.25	1283,95
3 (84) Hughes Philip	GBR		Se3 M	2,00/55/11.25	3,00/55/12.00	1234,57
4 (107) Leprince Philippe	*FRA		Se3 M	3,50/55/12.00	3,00/55/12.00	1123,46
5 (111) Longo Dennis	USA		Se3 M	2,50/55/12.00	2,00/55/12.00	1098,77
6 (115) Magnin Jean-Paul	SUI		Se3 M	3,00/55/12.00	3,50/55/13.00	1111,11
7 (122) Martin Edgardo	ARG		Se3 M	1,50/55/12.00	3,50/55/13.00	1074,07
8 (175) Sprenger Ernst	SUI		Se3 M	2,50/55/12.00	1,50/55/13.00	1098,77
9 (63) Frangistas Nikolas	GRE		Se3 M	3,00/55/12.00	0,50/55/13.00	1111,11
10 (30) Baurer Pete	*USA		Se3 M	2,50/55/12.00	1,50/46	1098,77
11 (177) Suraud Charles	FRA		Se3 M	1,00/55/12.00		1061,73
12 (170) Slater Colin	*GBR		Se3 M	4,50/55/13.00		1000,00
13 (25) Arp Hansen Lars	DEN		Se3 M	3,50/55/13.00		975,31
14 (47) Dagg Alan	AUS		Se3 M	2,50/55/13.00		950,62
15 (56) Elgesem Hans Olaf	NOR		Se3 M	2,00/55/13.00		938,27
15 (108) Lilleberg Audun	NOR		Se3 M	2,00/55/13.00		938,27
15 (136) Newby-Ricci Anthony	*GBR		Se3 M	2,00/55/13.00		938,27
15 (149) Plouffe Pierre	CAN		Se3 M	2,00/55/13.00		938,27
19 (58) Fernandes Fernando	POR		Se3 M	1,50/55/13.00		925,93
19 (64) Furian Teddy	AUT		Se3 M	1,50/55/13.00		925,93
19 (144) Pedersen Ib Trier	DEN		Se3 M	1,50/55/13.00		925,93
22 (99) Lambert Richard	*USA		Se3 M	0,00/55/13.00		888,89
23 (31) Begovich Heinz	AUT		Se3 M	4,00/55/14.25		839,51
23 (86) Johnsen Lasse	NOR		Se3 M	4,00/55/14.25		839,51
25 (35) Bridges Harry	IRL		Se3 M	2,50/55/14.25		802,47
25 (188) Ward George	GBR		Se3 M	2,50/55/14.25		802,47
27 (133) Murphy Arthur	IRL		Se3 M	2,00/55/14.25		790,12
28 (103) Lazhinskas Jgnas	LTU		Se3 M	1,00/55/14.25		765,43
29 (36) Brunel Pierre Gilles	*FRA		Se3 M	0,00/55/14.25		740,74
30 (146) Philips John	GBR		Se3 M	5,00/55/16.00		716,05
31 (59) Fernandez Losada Francisco	ESP		Se3 M	4,50/55/16.00		703,70
32 (94) Knudsen Jens	DEN		Se3 M	4,00/55/16.00		691,36
33 (161) Senge Wolfgang	GER		Se3 M	2,50/55/16.00		654,32
34 (65) Gabriel George Nicolas	*GRE		Se3 M	1,00/55/16.00		617,28
35 (169) Skelton Robin	IRL		Se3 M	4,00/55/18.25		543,21
36 (51) Delore Jean-Pierre	FRA		Se3 M	1,00/55/18.25		469,14
37 (83) Hueller Heiko	GER		Se3 M	4,00/46		98,77
37 (142) Olvey Steve	*USA		Se3 M	4,00/46		98,77
39 (110) Loeb J Jorge	MON		Se3 M	2,50/46		61,73
40 (179) Switzer Stan	USA		Se3 M	1,00/46		24,69

Senior 3 Ladies Tricks Results























Homologation: World record - 08.09.2008 - 14.09.2008

Bib Name	Country	Categ.	Preliminary	Final	Overall
1 (80) Harrison Leza	USA 	Se3 F	3250	3000	1199,26
2 (82) Hueller Gabriele	GER 	Se3 F	1390	2320	856,09

Senior 3 Men Tricks Results



Homologation: World record - 08.09.2008 - 14.09.2008

Bib Name	Country	Categ.	Preliminary	Final	Overall
----------	---------	--------	-------------	-------	---------

1 (25) Arp Hansen Lars	DEN		Se3 M	3390	3450	1347,66
2 (122) Martin Edgardo	ARG		Se3 M	2350	3360	1312,50
3 (149) Plouffe Pierre	CAN		Se3 M	2330	2610	1019,53
4 (144) Pedersen Ib Trier	DEN		Se3 M	2210	2290	894,53
5 (47) Dagg Alan	AUS		Se3 M	1950	1950	761,72
6 (78) Hamilton Hal	*USA		Se3 M	2120	1820	828,12
7 (83) Hueller Heiko	GER		Se3 M	1510	1820	710,94
8 (177) Suraud Charles	FRA		Se3 M	1640	1690	660,16
9 (111) Longo Dennis	USA		Se3 M	1760	1630	687,50
10 (51) Delore Jean-Pierre	FRA		Se3 M	1450	1330	566,41
11 (103) Lazhinskas Jgnas	LTU		Se3 M	1410		550,78
12 (188) Ward George	GBR		Se3 M	1400		546,88
13 (161) Senge Wolfgang	GER		Se3 M	1390		542,97
14 (146) Philips John	GBR		Se3 M	1310		511,72
15 (58) Fernandes Fernando	POR		Se3 M	960		375,00
15 (179) Switzer Stan	USA		Se3 M	960		375,00
17 (86) Johnsen Lasse	NOR		Se3 M	940		367,19
18 (108) Lilleberg Audun	NOR		Se3 M	830		324,22
19 (169) Skelton Robin	IRL		Se3 M	810		316,41
20 (133) Murphy Arthur	IRL		Se3 M	660		257,81
21 (56) Elgesem Hans Olaf	NOR		Se3 M	320		125,00
22 (59) Fernandez Losada Francisco	ESP		Se3 M	270		105,47


















Senior 3 Ladies Jump Results

Homologation: World record - 08.09.2008 - 14.09.2008

Bib Name	Country	Categ.	Preliminary	Final	Overall
1 (80) Harrison Leza	USA 	Se3 F	26,5m	27,5m	1404,11
2 (82) Hueller Gabriele	GER 	Se3 F	18,6m	19,5m	856,16

Senior 3 Men Jump Results

Homologation: World record - 08.09.2008 - 14.09.2008

Bib Name	Country	Categ.	Preliminary	Final	Overall
1 (161) Senge Wolfgang	GER 	Se3 M	34,8m	36,5m	1232,56
2 (149) Plouffe Pierre	CAN 	Se3 M	31,8m	34,3m	1130,23
3 (83) Hueller Heiko	GER 	Se3 M	31,6m	34,2m	1125,58
4 (188) Ward George	GBR 	Se3 M	32,9m	32,7m	1065,12
5 (108) Lilleberg Audun	NOR 	Se3 M	28,6m	31,0m	976,74
6 (146) Philips John	GBR 	Se3 M	30,5m	30,9m	972,09
7 (94) Knudsen Jens	DEN 	Se3 M	29,9m	30,3m	944,19
8 (86) Johnsen Lasse	NOR 	Se3 M	26,7m	28,9m	879,07
9 (31) Begovich Heinz	AUT 	Se3 M	29,3m	28,5m	897,67
10 (56) Elgesem Hans Olaf	NOR 	Se3 M	26,4m		762,79
11 (169) Skelton Robin	IRL 	Se3 M	25,4m		716,28
12 (103) Lazhinskas Jgnas	LTU 	Se3 M	21,5m		534,88
13 (111) Longo Dennis	USA 	Se3 M	21,3m		525,58
14 (58) Fernandes Fernando	POR 	Se3 M	15,9m		274,42
15 (51) Delore Jean-Pierre	FRA 	Se3 M	12,3m		106,98
16 (25) Arp Hansen Lars	DEN 	Se3 M	10,6m		27,91
17 (177) Suraud Charles	FRA 	Se3 M	9,2m		

Senior 3 Ladies Overall Results

- 08.09.2008 - 14.09.2008

Bib Name	Country	Categ.	Slalom	Tricks	Jump	Overall
1 (80) Harrison Leza	USA 	Se3 F	1886,79	1199,26	1404,11	4490,16
2 (82) Hueller Gabriele	GER 	Se3 F	1301,89	856,09	856,16	3014,14


Senior 3 Men Overall Results










- 08.09.2008 - 14.09.2008

Bib Name	Country	Categ.	Slalom	Tricks	Jump	Overall
1 (149) Plouffe Pierre	CAN 	Se3 M	938,27	1019,53	1130,23	3088,03
2 (161) Senge Wolfgang	GER 	Se3 M	654,32	542,97	1232,56	2429,85
3 (188) Ward George	GBR 	Se3 M	802,47	546,88	1065,12	2414,47
4 (25) Arp Hansen Lars	DEN 	Se3 M	975,31	1347,66	27,91	2350,88
5 (111) Longo Dennis	USA 	Se3 M	1098,77	687,50	525,58	2311,85
6 (108) Lilleberg Audun	NOR 	Se3 M	938,27	324,22	976,74	2239,23
7 (146) Philips John	GBR 	Se3 M	716,05	511,72	972,09	2199,86
8 (86) Johnsen Lasse	NOR 	Se3 M	839,51	367,19	879,07	2085,77
9 (83) Hueller Heiko	GER 	Se3 M	98,77	710,94	1125,58	1935,29
10 (103) Lazhinskas Jgnas	LTU 	Se3 M	765,43	550,78	534,88	1851,09
11 (56) Elgesem Hans Olaf	NOR 	Se3 M	938,27	125,00	762,79	1826,06
12 (177) Surraud Charles	FRA 	Se3 M	1061,73	660,16		1721,89
13 (169) Skelton Robin	IRL 	Se3 M	543,21	316,41	716,28	1575,90
14 (58) Fernandes Fernando	POR 	Se3 M	925,93	375,00	274,42	1575,35
15 (51) Delore Jean-Pierre	FRA 	Se3 M	469,14	566,41	106,98	1142,53

Overall Team classification Team results

- 08.09.2008 - 14.09.2008

Country	Slalom	Tricks	Jump	Overall
1  United States of America	5085,97	3449,44	4882,45	13417,86
2  Great Britain	4667,45	2329,33	3892,13	10888,91
3  Germany	3778,01	2339,09	3955,48	10072,58
4  France	4376,29	2153,91	2375,28	8905,48
5  Ireland	3372,00	1191,09	3316,98	7880,07
6  Austria	2803,90	1018,44	3388,96	7211,30
7  Denmark	3360,14	2187,50	953,49	6501,13
8  Russia	2676,47	1672,95	1609,35	5958,77
9  Norway	2861,16	691,41	1641,86	5194,43
10  Canada	3028,01	910,16	1013,95	4952,12
11  Switzerland	3945,17	284,25	355,48	4584,90
12  Greece	4572,56			4572,56
13  South Africa	2129,56	712,94	1219,18	4061,68
14  Sweden	2606,71	1084,01		3690,72
15  Australia	2457,92	923,71	204,88	3586,51
16  Spain	3001,14	449,91		3451,05
17  Georgia	1117,65	1277,26	1014,63	3409,54
18  Belgium	1867,65	515,58	892,68	3275,91
19  Portugal	2284,91	375,00	274,42	2934,33
20  Argentina	1985,83	917,97		2903,80

21		Lithuania	1329,53	550,78	534,88	2415,19
22		Monaco	1818,97			1818,97
23		Brasil	1025,64			1025,64
24		Peru	961,54			961,54
25		Chile	923,08			923,08
26		Hungary	911,76			911,76
27		Mexico	807,69			807,69
28		Bermuda	735,29			735,29
29		Serbia	602,94			602,94