



## EAME

## Senior 2 Ladies Slalom Results

Homologation: World record - 08.09.2008 - 14.09.2008

Bib Name	Country	Categ.	Preliminary	Final	Overall
1 (124) Medem Seghers Cristina	ESP 	Se2 F	3,00/55/13.00	0,25/55/12.00	833,33
2 (181) Tapiero Marie Blanche	FRA 	Se2 F	2,00/55/13.00	1,50/55/13.00	735,63
3 (184) Varming Susanne	NOR 	Se2 F	2,00/55/13.00	1,00/55/13.00	735,63
4 (32) Bekker Lizette	RSA 	Se2 F	3,00/55/16.00	3,50/55/16.00	494,25
5 (105) Legrand Berit	MON 	Se2 F	5,00/55/18.25	3,50/55/18.25	390,80

## Senior 2 Men Slalom Results

Homologation: World record - 08.09.2008 - 14.09.2008

Bib Name	Country	Categ.	Preliminary	Final	Overall
1 (116) Malhomme Thierry	FRA 	Se2 M	1,00/55/10.25	1,00/55/10.25	989,90
2 (117) Mapple Andy	GBR 	Se2 M	1,00/55/10.25	0,50/55/10.25	989,90
3 (141) Oberleitner Franz	AUT 	Se2 M	3,00/55/11.25	4,00/55/11.25	808,08
4 (24) Arbaizar Cesar	*ESP 	Se2 M	1,50/55/11.25	4,00/55/11.25	808,08
5 (167) Skande Ulf	SWE 	Se2 M	3,00/55/11.25	2,50/55/11.25	787,88
6 (77) Guyamier Patrick	*FRA 	Se2 M	4,50/55/11.25	2,00/55/11.25	818,18
7 (178) Svensson Peter	SWE 	Se2 M	2,00/55/11.25	2,00/55/11.25	767,68
8 (93) Kiprios Sotiris	GRE 	Se2 M	3,50/55/12.00	2,00/55/11.25	767,68
9 (171) Soderberg Morgan	*SWE 	Se2 M	3,00/55/12.00	2,00/55/11.25	767,68
10 (97) Lagostina Daniele	ITA 	Se2 M	4,00/55/12.00	2,00/55/12.00	686,87
11 (89) Kambanis Andreas	GRE 	Se2 M	2,50/55/12.00	1,50/55/12.00	656,57
12 (79) Hammersley Paul	GBR 	Se2 M	3,00/55/12.00	4,50/55/13.00	666,67
13 (61) Floreani Mirco	ITA 	Se2 M	2,00/55/12.00		646,46
13 (130) Moreno De Carlos De La Torre Guillermo	*ESP 	Se2 M	2,00/55/12.00		646,46
13 (138) Noguera Bea Luis	*ESP 	Se2 M	2,00/55/12.00		646,46
16 (91) Keusseoglou Aleco	MON 	Se2 M	1,50/55/12.00		636,36
17 (201) Menzel Hansjoachim	GER 	Se2 M	5,00/55/13.00		585,86
18 (33) Bertrand Georges	*FRA 	Se2 M	4,00/55/13.00		565,66
19 (145) Peixoto Pedro Sampaio	POR 	Se2 M	3,00/55/13.00		545,45
20 (49) De Mello Michael	POR 	Se2 M	2,00/55/13.00		525,25
20 (52) Donaggio Arduino	ITA 	Se2 M	2,00/55/13.00		525,25
22 (186) Vytautas Valentelis	LTU 	Se2 M	4,00/55/14.25		444,44
23 (114) Magafossis Kostas	GRE 	Se2 M	2,50/55/14.25		414,14
24 (48) De Jongh Dennis	RSA 	Se2 M	2,00/55/14.25		404,04
24 (123) Mc Guigan Donal	IRL 	Se2 M	2,00/55/14.25		404,04
26 (57) Engelhardt Volker	AUT 	Se2 M	1,50/52		30,30
27 (180) Swoboda Christian	AUT 	Se2 M	0,50/52		10,10

## Senior 2 Ladies Tricks Results

Homologation: World record - 08.09.2008 - 14.09.2008

Bib Name	Country	Categ.	Preliminary	Final	Overall
1 (181) Tapiero Marie Blanche	FRA 	Se2 F	1880	2100	576,92
2 (124) Medem Seghers Cristina	ESP 	Se2 F	1240	1910	524,73
3 (32) Bekker Lizette	RSA 	Se2 F	1010	1160	318,68











Junta de Comunidades de  
Castilla-La Mancha

exhibitors



## Senior 2 Men Tricks Results

Homologation: World record - 08.09.2008 - 14.09.2008

Bib Name	Country	Categ.	Preliminary	Final	Overall
1 (117) Mapple Andy	GBR 	Se2 M	3860	4280	873,47
2 (34) Bradhe Odd	SWE 	Se2 M	3010	3060	624,49
3 (178) Svensson Peter	SWE 	Se2 M	2280	2860	583,67
4 (141) Oberleitner Franz	AUT 	Se2 M	3150	2540	642,86
5 (201) Menzel Hansjoachim	GER 	Se2 M	2410	1970	491,84
6 (48) De Jongh Dennis	RSA 	Se2 M	2110		430,61
7 (180) Swoboda Christian	AUT 	Se2 M	1820		371,43
8 (167) Skande Ulf	SWE 	Se2 M	1360		277,55
9 (79) Hammersley Paul	GBR 	Se2 M	1090		222,45
10 (123) Mc Guigan Donal	IRL 	Se2 M	920		187,76










## Senior 2 Ladies Jump Results

Homologation: World record - 08.09.2008 - 14.09.2008

Bib Name	Country	Categ.	Preliminary	Final	Overall
1 (32) Bekker Lizette	RSA 	Se2 F	24,8m	24,8m	824,07











## Senior 2 Men Jump Results

Homologation: World record - 08.09.2008 - 14.09.2008

Bib Name	Country	Categ.	Preliminary	Final	Overall
1 (141) Oberleitner Franz	AUT 	Se2 M	51,0m	52,3m	946,31
2 (180) Swoboda Christian	AUT 	Se2 M	40,5m	44,3m	767,34
3 (44) Clarke Geoff	IRL 	Se2 M	35,2m	41,5m	704,70
4 (81) Hartinger Thomas	*GER 	Se2 M	37,5m	40,2m	675,62
5 (79) Hammersley Paul	GBR 	Se2 M	33,6m	37,4m	612,98
6 (123) Mc Guigan Donal	IRL 	Se2 M	33,4m		523,49
7 (67) Gagliardi Vittorio	*ITA 	Se2 M	32,5m		503,36
8 (201) Menzel Hansjoachim	GER 	Se2 M	29,2m		429,53
9 (140) Nosachev Sergey	RUS 	Se2 M	21,1m		248,32

## Senior 1 Ladies Slalom Results

Homologation: World record - 08.09.2008 - 14.09.2008

Bib Name	Country	Categ.	Preliminary	Final	Overall
1 (90) Kashitsina Olga	RUS 	Se1 F	1,50/55/12.00	3,00/55/12.00	1000,00
2 (74) Gubarenko Olga	RUS 	Se1 F	3,00/55/12.00	1,50/55/12.00	1000,00
3 (46) Conti Marianna	GRE 	Se1 F	4,00/55/13.00	5,00/55/13.00	878,79
4 (118) Marchevet Cecile	FRA 	Se1 F	0,50/55/13.00	4,00/55/13.00	848,48
5 (150) Porter Joanne	GBR 	Se1 F	4,00/55/13.00	3,50/55/13.00	848,48
6 (194) Baumeier Gitte	GER 	Se1 F	0,50/55/13.00		742,42
7 (119) Marin Anne Cecile	*FRA 	Se1 F	3,00/55/14.25		636,36
8 (102) Langrock Claudia	GER 	Se1 F	2,50/55/14.25		621,21
9 (55) Durisch Karin	SUI 	Se1 F	2,50/55/16.00		439,39
10 (166) Sinitsina Elena	RUS 	Se1 F	0,50/52		15,15

## Senior 1 Men Slalom Results

Homologation: World record - 08.09.2008 - 14.09.2008

Bib Name	Country	Categ.	Preliminary	Final	Overall
1 (137) Newby-Ricci Jeremy	GBR 	Se1 M	1,00/55/10.25	4,00/55/10.75	1061,73
2 (128) Mistriukov Alexander	*RUS 	Se1 M	3,00/55/11.25	3,00/55/10.75	962,96

3	(76) Guralia Genadi	GEO		Se1 M	2,00/55/10.75	1,50/55/10.75	938,27
4	(66) Gabriel Raoul	FRA		Se1 M	0,50/55/10.75	1,50/55/10.75	925,93
5	(189) Watson Rodney	IRL		Se1 M	3,50/55/11.25	1,50/55/10.75	925,93
6	(101) Lang Michael	GER		Se1 M	3,00/55/11.25	1,50/55/10.75	925,93
7	(54) Draux Philippe	*FRA		Se1 M	1,50/55/11.25	5,00/55/11.25	864,20
8	(134) Naef Serge	SUI		Se1 M	2,50/55/11.25	2,50/55/11.25	802,47
9	(50) De Snoeck Filip	BEL		Se1 M	2,00/55/11.25	2,50/55/11.25	802,47
10	(21) Alexander Robert	RSA		Se1 M	3,00/55/11.25	1,50/55/11.25	814,81
11	(26) Athanassopoulos Alexis	GRE		Se1 M	3,00/55/11.25	1,00/55/11.25	814,81
12	(104) Lefour Christophe	FRA		Se1 M	1,50/55/11.25	0,50/55/11.25	777,78
13	(62) Fortamps Jean-Christophe	BEL		Se1 M	1,50/55/11.25		777,78
14	(37) Budd Danny	GBR		Se1 M	1,00/55/11.25		765,43
14	(135) Nemeth Gabor	HUN		Se1 M	1,00/55/11.25		765,43
16	(174) Speri Nicola	ITA		Se1 M	5,00/55/12.00		716,05
17	(182) Teixidor Dani	*ESP		Se1 M	4,50/55/12.00		703,70
18	(69) Galvin Barry	IRL		Se1 M	3,00/55/12.00		666,67
19	(158) Ross Courtenay	SUI		Se1 M	2,50/55/12.00		654,32
19	(187) Walker Dean	DEN		Se1 M	2,50/55/12.00		654,32
21	(43) Chrisostomidis Yiannis	GRE		Se1 M	2,00/55/12.00		641,98
21	(68) Gallego Bernardo	POR		Se1 M	2,00/55/12.00		641,98
21	(156) Roque Pedro	POR		Se1 M	2,00/55/12.00		641,98
21	(160) Schipner Thoralf	GER		Se1 M	2,00/55/12.00		641,98
25	(185) Vazquez Valls Sergio	*ESP		Se1 M	0,50/55/12.00		604,94
26	(73) Gorscharuk Dmitriy	RUS		Se1 M	5,00/55/13.00		567,90
27	(88) Jonsson Magnus	SWE		Se1 M	3,50/55/13.00		530,86
27	(106) Lemoy Gerard	FRA		Se1 M	3,50/55/13.00		530,86
29	(148) Pineiro Carlos	ESP		Se1 M	2,50/55/13.00		506,17
30	(39) Catellono Andrea	ITA		Se1 M	1,50/55/13.00		481,48
30	(113) Lygum Christian	DEN		Se1 M	1,50/55/13.00		481,48
30	(162) Seyfried Xavier	SUI		Se1 M	1,50/55/13.00		481,48
33	(159) Saracco Marco	ITA		Se1 M	1,00/55/13.00		469,14
34	(173) Soer Gerard	MON		Se1 M	2,50/55/14.25		358,02
34	(183) Torrente Fernando	ESP		Se1 M	2,50/55/14.25		358,02
36	(155) Rodriguez Antonio	ESP		Se1 M	4,00/55/16.00		246,91
37	(27) Baggioli Marco	*GBR		Se1 M	5,00/55/18.25		123,46

## Senior 1 Ladies Tricks Results

Homologation: World record - 08.09.2008 - 14.09.2008

Bib Name	Country	Categ.	Preliminary	Final	Overall
1 (90) Kashitsina Olga	RUS		Se1 F	6250	1066,55
2 (102) Langrock Claudia	GER		Se1 F	3870	660,41
3 (166) Sinitsina Elena	RUS		Se1 F	3520	600,68
4 (118) Marchevet Celine	FRA		Se1 F	2480	423,21
5 (74) Gubarenko Olga	RUS		Se1 F	2390	407,85
6 (150) Porter Joanne	GBR		Se1 F	2260	385,67
7 (194) Baumeier Gitte	GER		Se1 F	1700	290,10
8 (55) Durisch Karin	SUI		Se1 F	1660	283,28

## Senior 1 Men Tricks Results







Homologation: World record - 08.09.2008 - 14.09.2008

Bib Name	Country	Categ.	Preliminary	Final	Overall
1 (76) Guralia Genadi	GEO		Se1 M	8200	8540 1143,24
2 (62) Fortamps Jean-Christophe	BEL		Se1 M	3310	5210 697,46
3 (160) Schipner Thoralf	GER		Se1 M	3490	3340 467,20
4 (37) Budd Danny	GBR		Se1 M	3080	2740 412,32
5 (69) Galvin Barry	IRL		Se1 M	2750	2620 368,14

6 (104) Lefour Christophe	FRA		Se1 M	2330	311,91
7 (66) Gabriel Raoul	FRA		Se1 M	2170	290,50
8 (106) Lemoy Gerard	FRA		Se1 M	1810	242,30










## Senior 1 Ladies Jump Results

Homologation: World record - 08.09.2008 - 14.09.2008

Bib Name	Country	Categ.	Preliminary	Final	Overall
1 (90) Kashitsina Olga	RUS 	Se1 F	37,5m	42,8m	1189,37
2 (194) Baumeier Gitte	GER 	Se1 F	31,0m	32,1m	833,89
3 (150) Porter Joanne	GBR 	Se1 F	26,5m	27,9m	694,35
4 (102) Langrock Claudia	GER 	Se1 F	23,3m	23,9m	561,46
5 (118) Marchevet Cecile	FRA 	Se1 F	21,2m	21,2m	471,76
6 (55) Durisch Karin	SUI 	Se1 F	17,7m		355,48
7 (166) Sinitsina Elena	RUS 	Se1 F	13,3m		209,30

## Senior 1 Men Jump Results

Homologation: World record - 08.09.2008 - 14.09.2008



Bib Name	Country	Categ.	Preliminary	Final	Overall
1 (76) Guralia Genadi	GEO 	Se1 M	51,6m	56,1m	900,39
2 (160) Schipner Thoralf	GER 	Se1 M	51,0m	55,4m	886,72
3 (37) Budd Danny	GBR 	Se1 M	53,1m	54,5m	869,14
4 (75) Gummelt Heiko	*GER 	Se1 M	48,2m	48,8m	757,81
5 (69) Galvin Barry	IRL 	Se1 M	47,2m	48,5m	751,95
6 (66) Gabriel Raoul	FRA 	Se1 M	47,2m		726,56
7 (62) Fortamps Jean-Christophe	BEL 	Se1 M	46,6m		714,84
8 (104) Lefour Christophe	FRA 	Se1 M	44,3m		669,92
9 (106) Lemoy Gerard	FRA 	Se1 M	31,5m		419,92

(Tie break: 46,0m)

(Tie break: 45,4m)


## Senior 3 Ladies Slalom Results

Homologation: World record - 08.09.2008 - 14.09.2008

Bib Name	Country	Categ.	Preliminary	Final	Overall
1 (96) Kourouni Patricia	GRE 	Se3 F	1,00/55/13.00	0,00/55/13.00	955,56
2 (82) Hueller Gabriele	GER 	Se3 F	4,00/55/16.00	5,00/55/18.25	755,56

## Senior 3 Men Slalom Results

Homologation: World record - 08.09.2008 - 14.09.2008

Bib Name	Country	Categ.	Preliminary	Final	Overall
1 (84) Hughes Philip	GBR 	Se3 M	2,00/55/11.25	3,00/55/12.00	1010,10
2 (177) Suraud Charles	FRA 	Se3 M	1,00/55/12.00	2,50/55/12.00	898,99
3 (175) Sprenger Ernst	SUI 	Se3 M	2,50/55/12.00	2,00/55/12.00	898,99
4 (63) Frangistas Nikolas	GRE 	Se3 M	3,00/55/12.00	0,50/55/12.00	909,09
4 (115) Magnin Jean-Paul	SUI 	Se3 M	3,00/55/12.00	0,50/55/12.00	909,09
6 (25) Arp Hansen Lars	DEN 	Se3 M	3,50/55/13.00	5,00/55/13.00	828,28
7 (107) Leprince Philippe	*FRA 	Se3 M	3,50/55/12.00	4,50/55/13.00	919,19
8 (170) Slater Colin	*GBR 	Se3 M	4,50/55/13.00	4,50/55/13.00	818,18
9 (129) Moreno De Carlos Augusto	ESP 	Se3 M	1,50/55/13.00	2,00/55/13.00	767,68
10 (56) Elgesem Hans Olaf	NOR 	Se3 M	2,00/55/13.00	4,00/55/14.25	767,68
11 (108) Lilleberg Audun	NOR 	Se3 M	2,00/55/13.00	2,50/55/14.25	767,68
12 (136) Newby-Ricci Anthony	*GBR 	Se3 M	2,00/55/13.00		767,68
13 (58) Fernandes Fernando	POR 	Se3 M	1,50/55/13.00		757,58
14 (64) Furian Teddy	AUT 	Se3 M	1,50/55/13.00		757,58
15 (144) Pedersen Ib Trier	DEN 	Se3 M	1,50/55/13.00		757,58

16	(31) Begovich Heinz	AUT 	Se3 M	4,00/55/14.25	686,87
16	(86) Johnsen Lasse	NOR 	Se3 M	4,00/55/14.25	686,87
18	(35) Bridges Harry	IRL 	Se3 M	2,50/55/14.25	656,57
18	(188) Ward George	GBR 	Se3 M	2,50/55/14.25	656,57
20	(133) Murphy Arthur	IRL 	Se3 M	2,00/55/14.25	646,46
21	(103) Lazhinskas Jgnas	LTU 	Se3 M	1,00/55/14.25	626,26
22	(36) Brunel Pierre Gilles	*FRA 	Se3 M	0,00/55/14.25	606,06
23	(146) Philips John	GBR 	Se3 M	5,00/55/16.00	585,86
24	(59) Fernandez Losada Francisco	ESP 	Se3 M	4,50/55/16.00	575,76
25	(94) Knudsen Jens	DEN 	Se3 M	4,00/55/16.00	565,66
26	(161) Senge Wolfgang	GER 	Se3 M	2,50/55/16.00	535,35
27	(65) Gabriel George Nicolas	*GRE 	Se3 M	1,00/55/16.00	505,05
28	(169) Skelton Robin	IRL 	Se3 M	4,00/55/18.25	444,44
29	(51) Delore Jean-Pierre	FRA 	Se3 M	1,00/55/18.25	383,84
30	(83) Hueller Heiko	GER 	Se3 M	4,00/46	80,81
31	(110) Loeb1 Jorge	MON 	Se3 M	2,50/46	50,51

















## Senior 3 Ladies Tricks Results

Homologation: World record - 08.09.2008 - 14.09.2008

Bib Name	Country	Categ.	Preliminary	Final	Overall
1 (82) Hueller Gabriele	GER 	Se3 F	1390	2380	719,03

## Senior 3 Men Tricks Results

Homologation: World record - 08.09.2008 - 14.09.2008

Bib Name	Country	Categ.	Preliminary	Final	Overall
1 (177) Suraud Charles	FRA 	Se3 M	1640	2120	692,81
2 (144) Pedersen Ib Trier	DEN 	Se3 M	2210	2040	722,22
3 (51) Delore Jean-Pierre	FRA 	Se3 M	1450	1730	565,36
4 (83) Hueller Heiko	GER 	Se3 M	1510	1670	545,75
5 (188) Ward George	GBR 	Se3 M	1400	1520	496,73
6 (161) Senge Wolfgang	GER 	Se3 M	1390	1280	454,25
7 (146) Philips John	GBR 	Se3 M	1310	1240	428,10
8 (25) Arp Hansen Lars	DEN 	Se3 M	3390	1120	1107,84
9 (58) Fernandes Fernando	POR 	Se3 M	960	660	313,73
10 (103) Lazhinskas Jgnas	LTU 	Se3 M	1410		460,78
11 (86) Johnsen Lasse	NOR 	Se3 M	940		307,19
12 (108) Lilleberg Audun	NOR 	Se3 M	830		271,24
13 (169) Skelton Robin	IRL 	Se3 M	810		264,71
14 (133) Murphy Arthur	IRL 	Se3 M	660		215,69
15 (56) Elgesem Hans Olaf	NOR 	Se3 M	320		104,58
16 (59) Fernandez Losada Francisco	ESP 	Se3 M	270		88,24






## Senior 3 Ladies Jump Results

Homologation: World record - 08.09.2008 - 14.09.2008

Bib Name	Country	Categ.	Preliminary	Final	Overall
1 (82) Hueller Gabriele	GER 	Se3 F	18,6m	19,3m	842,47

## Senior 3 Men Jump Results








Homologation: World record - 08.09.2008 - 14.09.2008

Bib Name	Country	Categ.	Preliminary	Final	Overall
1 (161) Senge Wolfgang	GER 	Se3 M	34,8m	37,5m	961,54
2 (188) Ward George	GBR 	Se3 M	32,9m	35,6m	895,10
3 (83) Hueller Heiko	GER 	Se3 M	31,6m	32,6m	790,21
4 (146) Philips John	GBR 	Se3 M	30,5m	32,4m	783,22
5 (31) Begovich Heinz	AUT 	Se3 M	29,3m	31,0m	734,27

6 (108) Lilleberg Audun	NOR		Se3 M	28,6m	30,7m	723,78
7 (94) Knudsen Jens	DEN		Se3 M	29,9m	30,6m	720,28
8 (86) Johnsen Lasse	NOR		Se3 M	26,7m	29,0m	664,34
9 (56) Elgesem Hans Olaf	NOR		Se3 M	26,4m		573,43
10 (169) Skelton Robin	IRL		Se3 M	25,4m		538,46
11 (103) Lazhinskas Jgnas	LTU		Se3 M	21,5m		402,10
12 (58) Fernandes Fernando	POR		Se3 M	15,9m		206,29
13 (51) Delore Jean-Pierre	FRA		Se3 M	12,3m		80,42
14 (25) Arp Hansen Lars	DEN		Se3 M	10,6m		20,98
15 (177) Suraud Charles	FRA		Se3 M	9,2m		

## Senior 1 Ladies Overall Results

- 08.09.2008 - 14.09.2008

Bib Name	Country	Categ.	Slalom	Tricks	Jump	Overall
1 (90) Kashitsina Olga	RUS 	Se1 F	1000,00	1066,55	1189,37	3255,92
2 (150) Porter Joanne	GBR 	Se1 F	848,48	385,67	694,35	1928,50
3 (194) Baumeier Gitte	GER 	Se1 F	742,42	290,10	833,89	1866,41
4 (102) Langrock Claudia	GER 	Se1 F	621,21	660,41	561,46	1843,08
5 (118) Marchevet Cecile	FRA 	Se1 F	848,48	423,21	471,76	1743,45
6 (55) Durisch Karin	SUI 	Se1 F	439,39	283,28	355,48	1078,15
7 (166) Sinitsina Elena	RUS 	Se1 F	15,15	600,68	209,30	825,13

## Senior 2 Ladies Overall Results

- 08.09.2008 - 14.09.2008

Bib Name	Country	Categ.	Slalom	Tricks	Jump	Overall
1 (32) Bekker Lizette	RSA 	Se2 F	494,25	318,68	824,07	1637,00









## Senior 3 Ladies Overall Results

- 08.09.2008 - 14.09.2008

Bib Name	Country	Categ.	Slalom	Tricks	Jump	Overall
1 (82) Hueller Gabriele	GER 	Se3 F	755,56	719,03	842,47	2317,06






## Senior 1 Men Overall Results

- 08.09.2008 - 14.09.2008

Bib Name	Country	Categ.	Slalom	Tricks	Jump	Overall
1 (76) Guralia Genadi	GEO 	Se1 M	938,27	1143,24	900,39	2981,90
2 (62) Fortamps Jean-Christophe	BEL 	Se1 M	777,78	697,46	714,84	2190,08
3 (37) Budd Danny	GBR 	Se1 M	765,43	412,32	869,14	2046,89
4 (160) Schipner Thoralf	GER 	Se1 M	641,98	467,20	886,72	1995,90
5 (66) Gabriel Raoul	FRA 	Se1 M	925,93	290,50	726,56	1942,99
6 (69) Galvin Barry	IRL 	Se1 M	666,67	368,14	751,95	1786,76
7 (104) Lefour Christophe	FRA 	Se1 M	777,78	311,91	669,92	1759,61
8 (106) Lemoy Gerard	FRA 	Se1 M	530,86	242,30	419,92	1193,08














## Senior 2 Men Overall Results

- 08.09.2008 - 14.09.2008

Bib Name	Country	Categ.	Slalom	Tricks	Jump	Overall
1 (141) Oberleitner Franz	AUT 	Se2 M	808,08	642,86	946,31	2397,25
2 (201) Menzel Hansjoachim	GER 	Se2 M	585,86	491,84	429,53	1507,23
3 (79) Hammersley Paul	GBR 	Se2 M	666,67	222,45	612,98	1502,10
4 (180) Swoboda Christian	AUT 	Se2 M	10,10	371,43	767,34	1148,87
5 (123) Mc Guigan Donal	IRL 	Se2 M	404,04	187,76	523,49	1115,29

## Senior 3 Men Overall Results

- 08.09.2008 - 14.09.2008

Bib Name	Country	Categ.	Slalom	Tricks	Jump	Overall
1 (188) Ward George	GBR 	Se3 M	656,57	496,73	895,10	2048,40
2 (25) Arp Hansen Lars	DEN 	Se3 M	828,28	1107,84	20,98	1957,10
3 (161) Senge Wolfgang	GER 	Se3 M	535,35	454,25	961,54	1951,14
4 (146) Philips John	GBR 	Se3 M	585,86	428,10	783,22	1797,18
5 (108) Lilleberg Audun	NOR 	Se3 M	767,68	271,24	723,78	1762,70
6 (86) Johnsen Lasse	NOR 	Se3 M	686,87	307,19	664,34	1658,40
7 (177) Suraud Charles	FRA 	Se3 M	898,99	692,81		1591,80
8 (103) Lazhinskas Jgnas	LTU 	Se3 M	626,26	460,78	402,10	1489,14
9 (56) Elgesem Hans Olaf	NOR 	Se3 M	767,68	104,58	573,43	1445,69
10 (83) Hueller Heiko	GER 	Se3 M	80,81	545,75	790,21	1416,77
11 (58) Fernandes Fernando	POR 	Se3 M	757,58	313,73	206,29	1277,60
12 (169) Skelton Robin	IRL 	Se3 M	444,44	264,71	538,46	1247,61
13 (51) Delore Jean-Pierre	FRA 	Se3 M	383,84	565,36	80,42	1029,62



## Overall Team classification Team results

- 08.09.2008 - 14.09.2008















Country	Slalom	Tricks	Jump	Overall
1  Great Britain	3910,21	2085,70	3007,12	9003,03
2  Germany	2954,77	2112,91	3259,77	8327,45
3  France	3537,60	1949,50	1948,66	7435,76
4  Ireland	2796,86	1036,30	2352,27	6185,43
5  Russia	2522,45	1667,23	1470,91	5660,59
6  Austria	2262,63	1014,29	2274,39	5551,31
7  Denmark	2691,36	1830,06	716,78	5238,20
8  Norway	2270,99	578,43	1234,27	4083,69
9  Switzerland	3264,87	283,28	355,48	3903,63
10  Greece	3527,94		3527,94	
11  South Africa	1701,61	708,08	824,07	3233,76
12  Sweden	2086,42	1079,60		3166,02
13  Portugal	2586,99	313,73	206,29	3107,01
14  Spain	2598,13	428,90		3027,03
15  Georgia	938,27	1097,72	812,50	2848,49
16  Belgium	1567,90	443,11	714,84	2725,85
17  Italy	2574,63		2574,63	
18  Lithuania	1070,70	460,78	402,10	1933,58
19  Monaco	1435,69		1435,69	
20  Hungary	765,43		765,43	

## Overall Team classification Team results



- 08.09.2008 - 14.09.2008

Country	Name	Slalom	Tricks	Jump	Overall
1 	Great Britain	3910,21	2085,70	3007,12	9003,03
	Porter Joanne*	*848,48	385,67	*647,84	
	Budd Danny*	765,43	*412,32	*841,80	
	Mapple Andy*	*989,90	*787,76		
	Hughes Philip*	*1010,10			
	Ward George*	656,57	*457,52	*800,70	
	Philips John*	585,86	*428,10	*716,78	
	Newby-Ricci Jeremy*	*1061,73			
	Hammersley Paul	666,67	222,45	527,96	
	2 	Germany	2954,77	2112,91	3259,77
Baumeier Gitte*		*742,42	290,10	*797,34	
Langrock Claudia*		621,21	*660,41	541,53	
Schipner Thoralf*		*641,98	*467,20	*800,78	
Lang Michael*		*814,81			



		Menzel Hansjoachim*	585,86	*491,84	429,53	
		Senge Wolfgang*	535,35	454,25	*867,13	
		Hueller Heiko*	80,81	*493,46	755,24	
		Hueller Gabriele*	*755,56	419,94	*794,52	
3		France	3537,60	1949,50	1948,66	7435,76
		Lefour Christophe*	*777,78	311,91	*669,92	
		Gabriel Raoul*	*901,23	290,50	*726,56	
		Marchevet Celine*	742,42	*423,21	*471,76	
		Lemoy Gerard	530,86	242,30	419,92	
		Tapiero Marie Blanche*	735,63	*516,48		
		Suraud Charles*	*868,69	*535,95		
		Delore Jean-Pierre*	383,84	*473,86	*80,42	
		Malhomme Thierry*	*989,90			
4		Ireland	2796,86	1036,30	2352,27	6185,43
		Galvin Barry*	*666,67	*368,14	*726,56	
		Watson Rodney*	*827,16			
		Clarke Geoff*			*563,76	
		Skelton Robin*	444,44	*264,71	*538,46	
		Bridges Harry*	*656,57			
		Murphy Arthur*	*646,46	*215,69		
		Mc Guigan Donal*	404,04	*187,76	*523,49	
5		Russia	2522,45	1667,23	1470,91	5660,59
		Gubarenko Olga*	*1000,00	*407,85		
		Nosachev Sergey*			*248,32	
		Sinitsina Elena*	15,15	*600,68	*209,30	
		Kashitsina Olga*	*954,55	*1066,55	*1013,29	
		Gorscharuk Dmitriy*	*567,90			
6		Austria	2262,63	1014,29	2274,39	5551,31
		Begovich Heinz*	*686,87		*674,83	
		Engelhardt Volker*	*30,30			
		Oberleitner Franz*	*787,88	*642,86	*917,23	
		Swoboda Christian*	10,10	*371,43	*682,33	
		Furian Teddy*	*757,58			
7		Denmark	2691,36	1830,06	716,78	5238,20
		Lygum Christian*	*481,48			
		Walker Dean*	*654,32			
		Arp Hansen Lars*	*797,98	*1107,84	*20,98	
		Knudsen Jens*	565,66		*695,80	
		Pedersen Ib Trier*	*757,58	*722,22		
8		Norway	2270,99	578,43	1234,27	4083,69
		Varming Susanne*	*735,63			
		Lilleberg Audun*	*767,68	*271,24	*650,35	
		Johnsen Lasse*	686,87	*307,19	*583,92	
		Elgesem Hans Olaf*	*767,68	104,58	573,43	
9		Switzerland	3264,87	283,28	355,48	3903,63
		Durisch Karin*	439,39	*283,28	*355,48	
		Magnin Jean-Paul*	*909,09			
		Naef Serge*	*802,47			
		Ross Courtenay*	*654,32			
		Seyfried Xavier	481,48			
		Sprenger Ernst*	*898,99			
10		Greece	3527,94			3527,94
		Conti Marianna*	*848,48			
		Athanassopoulos Alexis*	*814,81			
		Chrisostomidis Yiannis	641,98			
		Kambanis Andreas	656,57			
		Kiprios Sotiris	676,77			
		Kourouni Patricia*	*955,56			
		Frangistas Nikolas*	*909,09			
		Magafossis Kostas	414,14			
11		South Africa	1701,61	708,08	824,07	3233,76
		De Jongh Dennis*	*404,04	*430,61		
		Alexander Robert*	*814,81			
		Bekker Lizette*	*482,76	*277,47	*824,07	
12		Sweden	2086,42	1079,60		3166,02
		Jonsson Magnus*	*530,86	*		
		Skande Ulf*	*787,88	277,55		
		Bradhe Odd*		*614,29		
		Svensson Peter*	*767,68	*465,31		
13		Portugal	2586,99	313,73	206,29	3107,01
		Fernandes Fernando*	*757,58	*313,73	*206,29	
		De Mello Michael	525,25			
		Peixoto Pedro Sampaio*	*545,45			
		Gallego Bernardo*	*641,98			
		Roque Pedro*	*641,98			
14		Spain	2598,13	428,90		3027,03
		Pineiro Carlos*	*506,17			
		Torrente Fernando	358,02			
		Rodriguez Antonio	246,91			
		Medem Segners Cristina*	*758,62	*340,66		
		Moreno De Carlos Augusto*	*757,58			
		Fernandez Losada Francisco*	*575,76	*88,24		
15		Georgia	938,27	1097,72	812,50	2848,49
		Guralia Genadi*	*938,27	*1097,72	*812,50	
16		Belgium	1567,90	443,11	714,84	2725,85



17	 Italy	De Snoeck Filip*	*790,12			
		Fortamps Jean-Christophe*	*777,78	*443,11	*714,84	
			2574,63			2574,63
		Speri Nicola*	*716,05			
		Saracco Marco	469,14			
		Catellono Andrea	481,48			
		Floreani Mirco*	*646,46			
18	 Lithuania	Lagostina Daniele*	*686,87			
		Donaggio Arduino*	*525,25			
			1070,70	460,78	402,10	1933,58
		Vytautas Valentelis*	*444,44			
		Lazhinskas Jgnas*	*626,26	*460,78	*402,10	
19	 Monaco		1435,69			1435,69
		Keusseoglou Aleco*	*636,36			
		Soer Gerard*	*358,02			
		Legrand Berit*	*390,80			
		Loebl Jorge*	*50,51			
20	 Hungary		765,43			765,43
		Nemeth Gabor*	*765,43			